

MINI

GEMINI

CE 0082
EN 12278: 2007

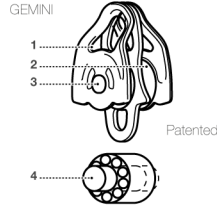
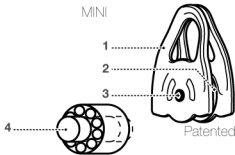
UK CA 0120
UIAA NFPA

7 ≤ Ø ≤ 11 mm

individually tested

1. Field of application (text part) Champ d'application (partie texte)

2. Nomenclature Nomenclature



3. Inspection, points to verify Contrôle, points à vérifier



NFPA CERTIFICATION FOR MINI P59A AND GEMINI P66A

MEETS THE PULLEY
REQUIREMENTS OF NFPA 1983,
STANDARD INCORPORATED IN
THE 2022 EDITION OF NFPA
2500.

EMERGENCY SERVICES PULLEY
NFPA 2500 (1983), 2022 ED.



**PULLEY: MBS 23 kN
T (TECHNICAL USE)
NFPA 2500 (1983),
2022 ED.**

After removing the notice from the equipment, make a copy of it and keep the original as part of a permanent record that includes the usage and inspection history for the equipment. Keep the copy of the notice with the equipment and refer to it before and after each use. Additional information regarding auxiliary equipment can be found in NFPA 1500 and NFPA 1858 and NFPA 1983, incorporated in the 2022 edition of NFPA 2500.

CERTIFICATION NFPA DES POULIES MINI P59A ET GEMINI P66A.

CONFORMES AUX EXIGENCES
POULIES DE LA NORME NFPA
1983, DE L'ÉDITION 2022 DE LA
NFPA 2500

EMERGENCY SERVICES PULLEY
NFPA 2500 (1983), 2022 ED.



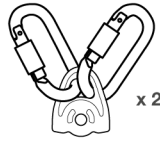
**PULLEY: MBS 23 kN
T (TECHNICAL USE)
NFPA 2500 (1983),
2022 ED.**

Après avoir détaché la notice du produit, faites en une copie et gardez l'original dans un dossier qui compile l'historique de vie du produit et les vérifications EPI réalisées.

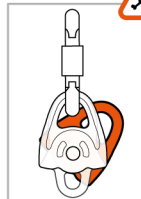
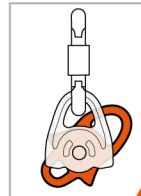
Gardez une version de la notice avec le produit et consultez-la avant et après chaque utilisation. Des informations complémentaires sont disponibles dans la NFPA 1500, NFPA 1858 et NFPA 1983, incorporées dans l'édition 2022 de la norme NFPA 2500.

4. Compatibility Compatibilité

MINI / GEMINI

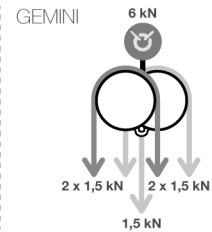
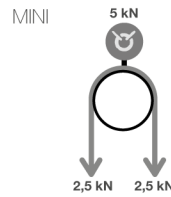


GEMINI

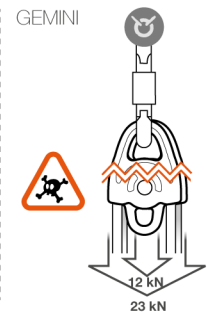
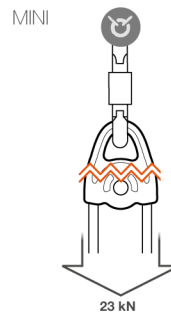


5. Strength Résistance

5A. Working load limit / Valeur d'utilisation maxi

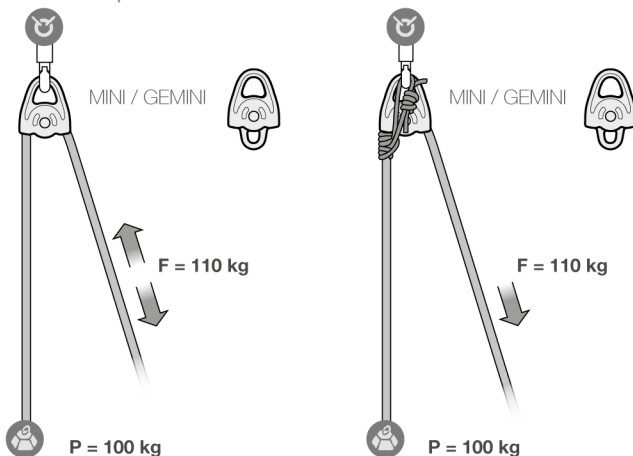


5B. Breaking load / Charge de rupture

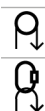


6 Efficiency Rendement

6A. Simple pulley system Renvoi simple

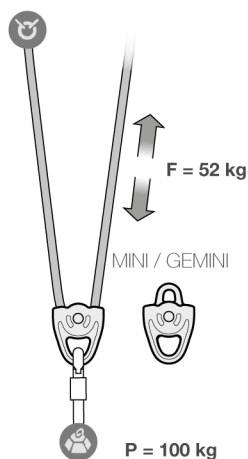


Theoretical force force théorique



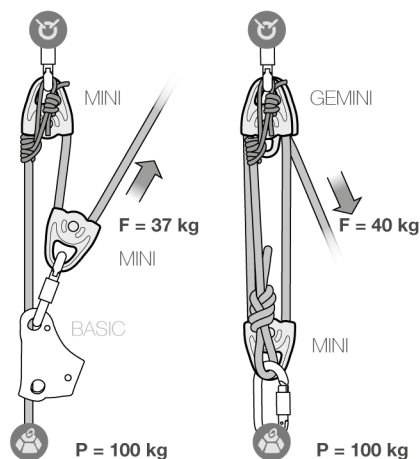
	$F = P$
	$F = 1,1 P$
	$F = 2 P$

6B. 2:1 hauling system Mouflage 1/2



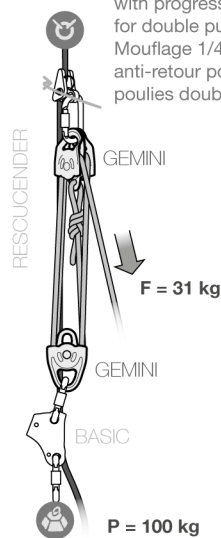
$F = 0,5 P$
$F = 0,52 P$
$F = 0,66 P$

6C. 3:1 hauling system Mouflage 1/3 avec antiretour



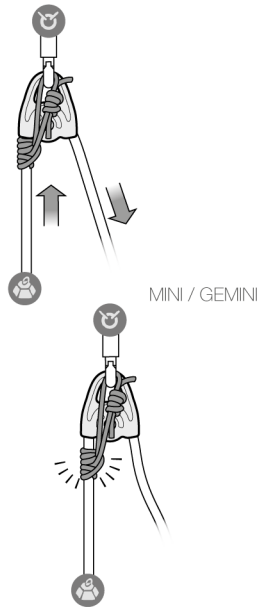
$F = 0,33 P$	
$F = 0,37 P$	$F = 0,40 P$
$F = 0,57 P$	$F = 0,875 P$

6D. 4:1 hauling system with progress capture for double pulleys Mouflage 1/4 avec anti-retour pour les poulies doubles

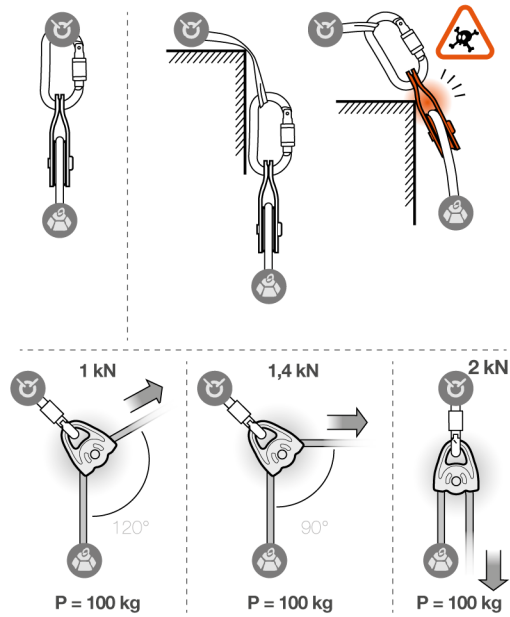


$F = 0,25 P$
$F = 0,315 P$
$F = 0,937 P$

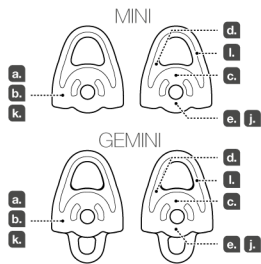
7. Progress capture systems
Systèmes anti-retour



8. Positioning and redirection
Positionnement et renvoi



Traceability and markings
Traçabilité et marquage



CE 0082

a. **APAVE SUDEUROPE SAS**
8 rue Jean-Jacques Vernazza
Z.A.C. Saumaty-Séon - CS 60193
b. 13322 Marseille CEDEX 16 France
N°0082

e. Numéro de série / Serial number

YY M 0000000 000



UK
CA
0120

This product is compliant with the Regulation 2016/425 on Personal Protective Equipment as brought into UK law and amended.
Ce produit est conforme au règlement 2016/425 sur les équipements de protection individuelle tel que transposé en droit britannique et modifié.

Approved Body performing the UKCA type examination:
Organisme approuvé intervenant pour l'examen UKCA de type :

SATRA Technology Centre Limited
Wyndham Way, Telford Way,
Kettering, Northamptonshire,
NN16 8SD, United Kingdom.
N° 0321

Approved body responsible for the production control of this PPE:
Organisme approuvé responsable du contrôle de production de cet EPI :

SGS United Kingdom Ltd
Inward Way
Rossmore Business Park
Ellesmere Port, Cheshire, CH65 3EN
United Kingdom
N° 0120

Authorized Representative in UK : PETZL UK Agency, Unit 3-7, Tebay Business Park, Old Tebay, Penrith, CA10 3SS, United Kingdom